



Re-Accredited 'B++' 2.86 CGPA by NAAC

VEER NARMAD SOUTH GUJARAT UNIVERSITY

University Campus, Udhna-Magdalla Road, SURAT - 395 007, Gujarat, India.

વીર નર્મદ દક્ષિણ ગુજરાત યુનિવર્સિટી

યુનિવર્સિટી કેમ્પસ, ઉધના-મગદલા રોડ, સુરત - ૩૯૫ ૦૦૭, ગુજરાત, ભારત.

Tel : +91 - 261 - 2227141 to 2227146, Toll Free : 1800 2333 011, Digital Helpline No.- 0261 2388888

E-mail : info@vnsgu.ac.in, Website : www.vnsgu.ac.in

ક્રમાંક:એસ/પરિપત્ર/સિલેબસ/૧૯૧૫૨/૨૦૨૩

તા.૨૬/૦૭/૨૦૨૩

પ્રતિ,

વડાશ્રી

ડિપાર્ટમેન્ટ ઓફ આર્કિટેક્ચર એન્ડ

ઈન્ટેરીયર ડિઝાઇન, ફાઇન આર્ટ્સ,

વીર નર્મદ દક્ષિણ ગુજરાત યુનિવર્સિટી,

સુરત.

વિષય:— શૈક્ષણિક વર્ષ ૨૦૨૩-૨૪ થી MID (Master of Interior Design) ના અભ્યાસક્રમ બાબત.

મહાશય,

સવિનય જણાવવાનું કે, શૈક્ષણિક વર્ષ ૨૦૨૩-૨૪ થી અમલમાં આવનાર MID (Master of Interior Design) નો અભ્યાસક્રમ ઈન્ટેરીયર ડિઝાઇન એડલોક બોર્ડનાં કન્વીનરશ્રીએ બોર્ડવતી મંજૂર કરી વિનયન વિદ્યાશાખાને કરેલ ભલામણ વિનયન વિદ્યાશાખાની તા.૧૪/૦૭/૨૦૨૩ની સભાનાં ઠરાવ ક્રમાંક:૯ થી અને બી.યુ.ટી.ની તા.૧૫/૦૭/૨૦૨૩ની સભાનાં ઠરાવ ક્રમાંક:૭ થી મંજૂર કરી એકેડેમિક કાઉન્સિલને કરેલ ભલામણ એકેડેમિક કાઉન્સિલએ તેની તા.૧૭/૦૭/૨૦૨૩ની સભાના ઠરાવ ક્રમાંક: ૨૬ થી મંજૂર કરેલ છે. તેનો અમલ કરવા આથી જાણ કરવામાં આવે છે.

એકેડેમિક કાઉન્સિલની તા.૧૭/૦૭/૨૦૨૩ની સભાનાં ઠરાવ ક્રમાંક: ૨૬

:: આથી ઠરાવવામાં આવે છે કે, બી.યુ.ટી. તા.૧૫-૦૭-૨૦૨૩ ની સભાના ઠરાવ ક્રમાંક : ૭ અન્વયે કરેલ ભલામણ સ્વીકારી આર્ટ્સ ફેકલ્ટીની તા.૧૪-૦૭-૨૦૨૩ની સભામાં મંજૂર થયેલ અભ્યાસક્રમ MID (Master of Interior Design) મંજૂર કરવામાં આવે છે.

Wife
કુલસચિવવતી

પ્રતિ,

૧) અધ્યક્ષશ્રી, વિનયન વિદ્યાશાખા.

૨) પરીક્ષા નિયામકશ્રી, પરીક્ષા વિભાગ, વીર નર્મદ દ. ગુ. યુનિવર્સિટી, સુરત.

.....તરફ જાણ તેમજ અમલ સારું.

M.I.D

➤ Eligibility criteria for M.I.D Course

- (1) બેચલર ઓફ આર્કિટેક્ચર (five years & COA Approve.)
- (2) બેચલર ઓફ ઇન્ટીરીયર ડિઝાઇન (4 years)
- (3) બેચલર ઓફ ઇન્ટીરીયર આર્કિટેક્ચર (4 years)
- (4) બેચલર ઓફ ઇનિયર ડિઝાઇન

➤ ઉપરોક્ત જણાવેલ કોર્સમાં ઓછામાં ઓછું CGPA 5.0 (out of 10) OR minimum 50% aggregates marks for general category & 45% marks for reserve category

➤ નોંધ :- ઉપરોક્ત જણાવેલ કોર્સ તેમજ ચાર વર્ષથી ઓછો અભ્યાસ કરેલ બેચલર કોર્સથી પાસ થયેલ વિદ્યાર્થીઓને પ્રવેશ આપવા માટે સ્પેશિયલ કેટેગરીમાં 1 વર્ષનો બ્રિઝકોર્સ કરી આ અભ્યાસમાં રેગ્યુલર સેમેસ્ટર સાથે પાસ કરી શકાય જેની યુનિવર્સિટી દ્વારા જોગવાઈ કરી 3+1 પ્રમાણે પ્રવેશ આપીએ.

એસ.ઈકે એફ વાગે મંગુલ અમીએ. (2022-24).

Program Details

| NAME OF COURSE | INTAKE | TOTAL CREDITS | DURATION OF COURSE | TOTAL HOURS / WEEK | PROGRAM TYPE | FEE'S (per semester) |
|---------------------------|--------|---------------|---------------------|--------------------|-------------------|----------------------|
| MASTER OF INTERIOR DESIGN | 20 | 88 | 2 year (4 semester) | 22 | Evening Full Time | Rs. 45,000/- |

Proposed Marking Scheme for 2 year Master of Interior Design (M.I.ID.)

| Semester-1 | | | | | | | | | | | | | | | | | |
|--------------|--------------|--|-----------|---------------|-----|-------------|----------------|-----------------------|------------------------|----------------------|-----------|----------------|----------------------------|----------------------|-----------|-------------|---------------|
| S.No | Course Code | Course Name | Credit | Contact Hours | | | Internal (60%) | | | | | External (40%) | | | | Grand Total | Total Passing |
| | | | | | | | Presence | Cotinuouse Evaluation | Internal test/ Mid sem | Total Internal Marks | Passing | Jury/ Viva | Portfolio Submission/ Exam | Total External Marks | Passing | | |
| | | | | L | S/W | Total hours | 10% | 30% | 20% | 60% | 24% | 40% | 40% | 16% | 100% | 40% | |
| 1 | MID 10220001 | Interior Design Studio-I | 14 | 4 | 10 | 14 | 10 | 30 | 20 | 60 | 24 | 40 | - | 40 | 16 | 100 | 40 |
| 2 | MID 10220002 | Theory of asthetics | 3 | 1 | 2 | 3 | 10 | 30 | 20 | 60 | 24 | - | 40 | 40 | 16 | 100 | 40 |
| 3 | MID 10220003 | Behavioural science | 3 | 1 | 2 | 3 | 10 | 30 | 20 | 60 | 24 | - | 40 | 40 | 16 | 100 | 40 |
| 4 | MID 10220004 | Elective-I | 2 | - | 2 | 2 | 10 | 30 | 20 | 60 | 24 | - | 40 | 40 | 16 | 100 | 40 |
| Total | | | 22 | | | 22 | | | | 240 | 96 | | | 160 | 64 | 400 | 160 |
| Semester-2 | | | | | | | | | | | | | | | | | |
| S.No | Course Code | Course Name | Credit | Contact Hours | | | Internal (60%) | | | | | External (40%) | | | | Grand Total | Total Passing |
| | | | | | | | Presence | Cotinuouse Evaluation | Internal test/ Mid sem | Total Internal Marks | Passing | Jury/ Viva | Portfolio Submission/ Exam | Total External Marks | Passing | | |
| | | | | L | S/W | Total hours | 10% | 30% | 20% | 60% | 24% | 40% | 40% | 16% | 100% | 40% | |
| 1 | MID 20220001 | Interior Design Studio-II | 14 | 4 | 10 | 14 | 10 | 30 | 20 | 60 | 24 | 40 | - | 40 | 16 | 100 | 40 |
| 2 | MID 20220002 | Indian art and craft | 3 | 1 | 2 | 3 | 10 | 30 | 20 | 60 | 24 | - | 40 | 40 | 16 | 100 | 40 |
| 3 | MID 20220003 | Innovation and exploration of Material | 3 | 1 | 2 | 3 | 10 | 30 | 20 | 60 | 24 | - | 40 | 40 | 16 | 100 | 40 |
| 4 | MID 20220004 | Elective-II | 2 | - | 2 | 2 | 10 | 30 | 20 | 60 | 24 | - | 40 | 40 | 16 | 100 | 40 |
| Total | | | 22 | | | 22 | | | | 240 | 96 | | | 160 | 64 | 400 | 160 |
| Semester-3 | | | | | | | | | | | | | | | | | |
| S.No | Course Code | Course Name | Credit | Contact Hours | | | Internal (60%) | | | | | External (40%) | | | | Grand Total | Total Passing |
| | | | | | | | Presence | Cotinuouse Evaluation | Internal test/ Mid sem | Total Internal Marks | Passing | Jury/ Viva | Portfolio Submission/ Exam | Total External Marks | Passing | | |
| | | | | L | S/W | Total hours | 10% | 30% | 20% | 60% | 24% | 40% | 40% | 16% | 100% | 40% | |
| 1 | MID 30220001 | Interior Design Studio-III | 14 | 4 | 10 | 14 | 10 | 30 | 20 | 60 | 24 | 40 | - | 40 | 16 | 100 | 40 |
| 2 | MID 30220002 | Advance interior services | 3 | 1 | 2 | 3 | 10 | 30 | 20 | 60 | 24 | - | 40 | 40 | 16 | 100 | 40 |
| 3 | MID 30220003 | Research Methodology(pre thesis) | 3 | 1 | 2 | 3 | 10 | 30 | 20 | 60 | 24 | - | 40 | 40 | 16 | 100 | 40 |
| 4 | MID 30220004 | Elective-III | 2 | - | 2 | 2 | 10 | 30 | 20 | 60 | 24 | - | 40 | 40 | 16 | 100 | 40 |
| Total | | | 22 | | | 22 | | | | 240 | 96 | | | 160 | 64 | 400 | 160 |

Handwritten signatures and initials in blue ink.


Coordinator
EID, GCPIAIF
Veer Narmad S. G. University, Surat.

| Semester-4 | | | | | | | | | | | | | | | | | | |
|------------|--------------|---------------------------|--------|---------------|-----|-------------|----------------|-----------------------|------------------------|----------------------|---------|----------------|----------------------------|----------------------|---------|-------------|---------------|----|
| S.No | Course Code | Course Name | Credit | Contact Hours | | | Internal (60%) | | | | | External (40%) | | | | | | |
| | | | | L | S/W | Total hours | Presence | Cotinuouse Evaluation | Internal test/ Mid sem | Total Internal Marks | Passing | Jury/ Viva | Portfolio Submission/ Exam | Total External Marks | Passing | Grand Total | Total Passing | |
| 1 | MID 40220001 | Interior Design Studio-IV | 16 | 4 | 12 | 16 | 10 | 30 | 20 | 60 | 24 | 40 | - | 40 | 40 | 16 | 100 | 40 |
| 2 | MID 40220002 | Professional Practise | 2 | 2 | - | 2 | 10 | 30 | 20 | 60 | 24 | - | 40 | 40 | 16 | 100 | 40 | |
| 3 | MID 40220003 | Skill Development Program | 2 | - | 2 | 2 | 10 | 30 | 20 | 60 | 24 | - | 40 | 40 | 16 | 100 | 40 | |
| 4 | MID 40220004 | Elective-IV | 2 | - | 2 | 2 | 10 | 30 | 20 | 60 | 24 | - | 40 | 40 | 16 | 100 | 40 | |
| Total | | | 22 | | | 22 | | | | 240 | 96 | | | 160 | 64 | 400 | 160 | |

DR *fm* *Pere*

[Signature]
 Coordinator
 B.E., CCEIAP
 Yashwantrao Chavan Pratishthan, Mumbai

MID 1_SEM 1: INTERIOR DESIGN STUDIO -I

| | |
|-------------------------------|--|
| Course Code | MID 10220001 |
| Course Title | INTERIOR DESIGN STUDIO -I |
| Credit | 14 |
| Teaching per Week | 14 Hrs |
| Minimum weeks per Semester | 16 (Including Classwork, examination, preparation, holidays etc.) |
| Effective From | June 2022 |
| Purpose of Course | The purpose of the course is to make the student capable of implementing the concepts, various types, size and scale of institutional projects, health care, hospitality sector like hotel, resort, club house Etc. They will understand the complexity of design and their realistic implementation. |
| Course Objective | <ul style="list-style-type: none">• Creating an interior environment of an institute in response to its functions, need of society and the nature of the institute. |
| Course Outcomes | CO1 : Expose the students to create environment friendly & User specific design to make healthy life style of Society. CO2 : to be practical & understand complex city of all kind of service & sequential Execution system. CO3 : Exposed the students to evaluate practical / live problem, critically analysis & solution base out come. CO4 : Explore the innovative / advance system (like BMS, Robotics, VR, 3d Printig etc.) to be very precise and minimize human errors. |
| Mapping between COs with PSOs | |
| Pre-requisite | Understanding of space and design principles |

D *Am* *Pr*

| | |
|----------------------|---|
| Course Content | <ul style="list-style-type: none"> • Formulation of program through relevant case studies & critically focuses on problem identification. • Understanding social and psychological behaviour patterns of individuals , groups and communities. • Understanding the functional requirements of an institute, health care, hospitality sector like hotel, resort, club house etc. • Design & aesthetics are equally important to incorporate all service. • Generating typologies and prototypes. (E.g.: developing a typological unit /module of a classroom, hospital room, laboratory, operation theatre, category vice room & cottages etc) • Appropriate use of materials, Language development through materials. |
| Reference Books | |
| Teaching Methodology | Classwork in form of studio exercise/ design problem, Discussion, Self-Study, Seminars, case studies, Presentation. |
| Projects | <ul style="list-style-type: none"> • Real projects with actual parameters should be taken. • Scale of project: more than 4500 sqft <ol style="list-style-type: none"> 1. Health organizations : Public / Private /Specialized /General 2. Educational institutes: Kindergarten / Schools / Colleges of various kinds of courses like fashion design, jewellery design, |
| Evaluation Method | 60% Internal assessment based on class attendance, continuous evaluation (participation, class discussions, quiz, assignment discussions, seminar, internal examination/ juries), midterm juries.etc. 40% External based on semester end University examination in the form of juries. |

J *AM* *Luc*

MID 1_SEM 1: THEORY OF ASTHETICS

| | |
|-------------------------------|---|
| Course Code | MID 10220002 |
| Course Title | THEORY OF ASTHETICS |
| Credit | 3 |
| Teaching per Week | 3 Hrs. |
| Minimum weeks per Semester | 16 (Including Classwork, examination, preparation, holidays etc.) |
| Effective From | June 2023-24 |
| Purpose of Course | The purpose of the course is to make the student capable toward to design (Interior, architecture, landscape, furniture element) with art appreciation & their Values toward society. Also develop sensitivity towards aesthetic forms & its impression on human mind. |
| Course Objective | Develop the designer philosophy, séances or language with their believes and its transform / interpretation in space quality with their own aesthetics. |
| Course Outcomes | CO1 : Understand the different art form (like color, texture light shadow, art installations, environmental graphic etc) & their impression in space quality. CO2 : Selection criteria & their combination, pattern & their aesthetic value. CO3 : Conscious decision to preservation / restorations as well as environment friendly awareness. |
| Mapping between COs with PSOs | |
| Pre-requisite | Good understanding of art appreciations & their impression on space quality. |

Handwritten signatures: [Signature 1] [Signature 2] [Signature 3]

| | |
|----------------------|--|
| Course Content | <ul style="list-style-type: none"> • Discussed the Aesthetics form space, colour, texture, light & shadow, Relating the space, surface and interior designing with aesthetics. Interior Design in term of ethics and functional consideration of content or activity its images, composition & their visual effect. • Discussed with examples of western aesthetic, Indian aesthetic throw element & space planning in interior as well as architectural form. • Relation between traditions of Architecture and aesthetic; understanding the concept of critical judgement. • Aesthetic theory as a historically embedded from of narration, interpretation and concept building. Aesthetics theories and unique styles and motifs inquiry in to the aesthetic. |
| Reference Books | <ol style="list-style-type: none"> 1) Palmer. Jerry and Mo Dodson. Design and Aesthetic a reader. psychology 1996 2) Folkmann.Mads Naygaard. The Aesthetic of Imagination in Design MIT Press 2013 3) Moffat James Clement. An Introduction to the study of Aesthetics. Moore, Willstach, Keys & co 1856. |
| Teaching Methodology | Classwork in form of literature study, presentation & field visit with heritage walk of city , |
| Projects | <ul style="list-style-type: none"> • field visit of Past heritage projects & analysis, • content base presentation of research work & analysis. • model /3d base interpretation of space quality |
| Evaluation Method | <p>60% Internal assessment based on class attendance, continuous evaluation (participation, class discussions, quiz, assignment discussions, seminar, internal examination/ juries), midterm juries, etc.</p> <p>40% External based on semester end University examination in the form of juries.</p> |

M

Am *Se*

12 *11* *10*

MID 1_SEM 1: BEHAVIOURAL SCIENCE

| | |
|-------------------------------|---|
| Course Code | MID 10220003 |
| Course Title | BEHAVIOURAL SCIENCE |
| Credit | 3 |
| Teaching per Week | 3 Hrs. |
| Minimum weeks per Semester | 16 (Including Classwork, examination, preparation, holidays etc.) |
| Effective From | 2023-24 |
| Purpose of Course | The purpose of the course is to Develop awareness about Social & cultural behaviour patterns & aspects that play an important role towards society. |
| Course Objective | <ul style="list-style-type: none">Understanding Social & traditional elements in society & their cultural Value to build the awareness towards Human Life & comfort. |
| Course Outcomes | CO1: Understanding Elements / Graphics / Cultural values & their physiological impact on lifestyle. CO2: Understand Social & Economical aspects play a major role to build society environments. |
| Mapping between COs with PSOs | |

[Handwritten signatures]

| | |
|----------------------|--|
| Pre-requisite | Good understanding of social & economical aspect for General scenario |
| Course Content | <ul style="list-style-type: none"> • Essential Elements of society –bio socio culture societies, characteristics of human society, social norms their origin and classification status and role ascribed and achieved statuses. • Primary group and secondary groups, Family and its Problems. • Characteristics of urban social life. Process of Urbanization in India, Urbanization and industrialization Social Problem of Urban life. • Definition and scope of Environmental physiology, unit of built environment- factors affecting, colour and human behavior size, shape of room, ambient environment. Furnishing & furniture. • Personal space & territory, Single family housing and multiple families housing, institutional – Hospital, commercial Environment, office -behavior in workplace. |
| Reference Books | |
| Teaching Methodology | Classwork in form of studio exercise/ design problem, Discussion, Self-Study, Seminars, case studies, heritage walk, photographic Documentation / measure drawing etc . |
| Projects | <ul style="list-style-type: none"> • Project work, city History, Religious value & built Environment of city, different patterns & distribution system in urbanism |
| Evaluation Method | <p>60% Internal assessment based on class attendance, continuous evaluation (participation, class discussions, quiz, assignment discussions, seminar, internal examination/ juries), midterm juries/ viva / portfolio submission, etc.</p> <p>40% External based on semester end University examination in the form of juries/viva/ portfolio submission.</p> |




Dr

Dr

Dr

MID 1_SEM 1: ELECTIVE

| | |
|-------------------------------|---|
| Course Code | MID 10220004 |
| Course Title | ELECTIVE |
| Credit | 2 |
| Teaching per Week | 2 Hrs. |
| Minimum weeks per Semester | 16 (Including Classwork, examination, preparation, holidays etc.) |
| Effective From | 2023 ²⁴ ₀₁ |
| Purpose of Course | The purpose of the course is to provide the students' flexibility to Explore the subject of their choice under the guidance of subject experts. |
| Course Objective | Explore various subjects other than or related design field to expand horizon of knowledge. |
| Course Outcomes | CO1 : Explain to students the fundamental aspects of the subject. CO2 : to learn / explore/ understand Various methods and techniques, principles, theories and materials involved in a particular subject. CO3 : To make student industry ready by clearing concept of execution on site, Appropriate technology used for design and construction, Incorporation of services in the design |
| Mapping between COs with PSOs | |
| Pre-requisite | |

| | |
|----------------------|--|
| Course Content | <p>These are broad subject lists defined under the main categories.</p> <ul style="list-style-type: none"> • Presentation skills • Photography • Digital Technology • Weaving & textile • Workshop • Art appreciation • Product design • Set design • Wall relief work • Tensegrity forms • Dance and architecture • Film Appreciation • Appreciation of Indian classical music • Materiality • Learning by reading • Heritages conservation • Revitalization of arts and craft • Analytical Understand with sketching • Professional Ethics in interior design • Printmaking • Techniques of model making • Puppet making. • Kite making |
| Reference Books | Past students work portfolios/ case studies, live examples |
| Teaching Methodology | Classwork in the form of studio exercise/ design problem, Discussion, Self-Study, Seminars, case studies as and if subject requires. |
| Projects | Exercise related to the subject. |

[Handwritten signature]

[Handwritten signature]

[Handwritten signature]

| | |
|-------------------|--|
| Evaluation Method | 60% Internal assessment based on class attendance, continuous evaluation (participation, class discussions, quiz, assignment discussions, seminar, internal examination/ juries), midterm juries/ viva / portfolio submission, etc. 40% External based on semester end University examination in the form of juries/viva/ portfolio submission. |
|-------------------|--|

[Handwritten signature]

PM

Per

MID 1_SEM 2: INTERIOR DESIGN STUDIO -II

| | |
|-------------------------------|---|
| Course Code | MID 2022 0001 |
| Course Title | INTERIOR DESIGN STUDIO -II |
| Credit | 14 |
| Teaching per Week | 14 Hrs |
| Minimum weeks per Semester | 16 (Including Classwork, examination, preparation, holidays etc.) |
| Effective From | June 2023 <i>24</i> |
| Purpose of Course | The purpose of the course is to make the student capable of implementing the concepts, various types, size and scale of institutional projects, health care, hospitality sector like hotel, resort, club house Etc. They will understand the complexity of design and their realistic implementation. |
| Course Objective | <ul style="list-style-type: none"> • The course focuses on creating a brand identity and signature through interior design. |
| Course Outcomes | <ul style="list-style-type: none"> • The students will comprehend as to how interiors communicate the brand values in a retail environment or in a corporate space through the use of design elements and spatial graphics. Students will be equipped to develop creative and innovative designs in the area of commercial environments. |
| Mapping between COs with PSOs | |
| Pre-requisite | Understanding of space and design principles |
| Course Content | <ul style="list-style-type: none"> • A preliminary understanding of the history and philosophy and motto of brand(s) as well as their marketing strategies in design through research. • Investigating the design signature of the brand which gives its identity for designing the space to enhance marketing and sale of the brand while considering the context. • Exploring materiality, fabrication and realization of ideas, through technical rigor at a variety of scales whilst having engagement with industry. • Analyzing the study to formulate design guidelines for brand identity and signature interiors. Students can collaborate with brands and institutions and Investigate issues of product marketing, product |

Dr. Jay

| | |
|----------------------|---|
| | <p>selection, branding, packaging, promotion, design of an initial 'pop up' store, culminating in the fully detailed propositional design.</p> <ul style="list-style-type: none"> • The documented data has to be analyzed to create identity and signature design guidelines for a brand. Propose business strategies to promote visual merchandising which has to be transformed into design and detailing of interiors. • The design has to be represented through sketches, conceptual drawings, design, technical drawings, bill of quantities etc., along with 3D visualization, and reports. |
| Reference Books | |
| Teaching Methodology | Classwork in the form of studio exercise/ design problem, Discussion, Self-Study, Seminars, case studies, Presentation. |
| Projects | <ul style="list-style-type: none"> • Real projects with actual parameters should be taken. • Scale of project: more than 4500 sqft • CASE STUDY of retail sectors where brand has evolved from thought to identity. • Study of real retail business / understanding economic aspects of it • A design problem of real client parameters can be given to explore said concepts in design. |
| Evaluation Method | <p>60% Internal assessment based on class attendance, continuous evaluation (participation, class discussions, quiz, assignment discussions, seminar, internal examination/ juries), midterm juries.etc.</p> <p>40% External based on semester end University examination in the form of juries.</p> |

Jr

by

Per

MID 1_SEM 2: INDIAN ART AND CRAFT




| | |
|-------------------------------|---|
| Course Code | MID 2022 0002 |
| Course Title | INDIAN ART AND CRAFT |
| Credit | 3 |
| Teaching per Week | 3 Hrs. |
| Minimum weeks per Semester | 16 (Including Classwork, examination, preparation, holidays etc.) |
| Effective From | <i>June . 2023-24</i> |
| Purpose of Course | The purpose of the course is to make the student capable toward to design (Interior, architecture, landscape, furniture element) with art appreciation & their Values toward society. Also develop sensitivity towards aesthetic forms & its impression on human mind. |
| Course Objective | Revival of Indian Arts and Crafts through Interior Designing |
| Course Outcomes | CO1 : Understand the different art and craft forms from all over the Indian subcontinent. CO2 : Students will be able to appreciate and enhance their repertoire of known arts and crafts in India, for relevant application in interior spaces. |
| Mapping between COs with PSOs | |
| Pre-requisite | Good understanding of art and craft and its appreciations, also their impression on space quality. |
| Course Content | <ul style="list-style-type: none"> ● Knowing in detail the various arts, crafts, paintings etc, of each state in details, ● understanding its process of making and possibilities of its application in interior designs ● UNIT 1- Clay, terracotta crafts and metal crafts ● UNIT 2- Cane, Bamboo and Wood Crafts ● UNIT 3- Folk paintings and Paper Maché crafts ● UNIT 4- Textile crafts |
| Reference Books | |
| Teaching Methodology | Reference studies, Literature studies, art theories, presentations Hands on exercises and experiments, Expert workshops, workshops/ field visits, |

Jm

Am




Pa

| | |
|-------------------|--|
| | presentation, reports and workshop submissions. |
| Projects | <ul style="list-style-type: none">● field visit of various craft regions of india (as per units defined)● study of selected craft.● content based presentation of research work & analysis.● model /3d base interpretation of space quality |
| Evaluation Method | 60% Internal assessment based on class attendance, continuous evaluation (participation, class discussions, quiz, assignment discussions, seminar, internal examination/ juries), midterm juries, etc. 40% External based on semester end University examination in the form of juries. |

MID 1_SEM 2: Innovation and exploration of Material

| | |
|-------------------------------|---|
| Course Code | MID 2022 0003 |
| Course Title | Innovation and exploration of Material |
| Credit | 3 |
| Teaching per Week | 3 Hrs. |
| Minimum weeks per Semester | 16 (Including Classwork, examination, preparation, holidays etc.) |
| Effective From | 2022-23 |
| Purpose of Course | The purpose of the course is to Develop awareness about Social & cultural behaviour patterns & aspects that play an important role towards society. |
| Course Objective | <ul style="list-style-type: none"> The course intends to explore various new materials with respect to behavioral properties and applications in Interiors. |
| Course Outcomes | CO1 : The students will be equipped on selection of appropriate materials and to innovate new materials as per the design requirements. |
| Mapping between COs with PSOs | |
| Pre-requisite | |
| Course Content | <ul style="list-style-type: none"> Introduction to different types of natural and synthetic materials used in Interior Design. Application of the above according to their property and usability. Broad classification of Wood, Metal, FRP & Other materials - Properties and working processes of wood, the different types and sections of wood available; Various Metals and their alloys, different processes of welding, forging, FRP: prefabricated structures, concrete: casting processes and Ferro cement: casting and prefabricated structures. Combination of different materials, natural and industrial such as wood and metal, wood and concrete, wood and Ferro cement etc. Understanding how different materials are being used in the Design field. Exploration of Innovative materials through research and hands on experience to design and develop a prototype with respect to Interiors. |

| | |
|----------------------|---|
| Reference Books | <ol style="list-style-type: none"> 1. Fundamentals of Modern Manufacturing: Materials, Processes, and Systems by Mikell P. Groover 2. Workshop Processes, Practices and Materials by Bruce J Black 3. Woodworking with Hand Tools: Tools, Techniques & Projects |
| Teaching Methodology | Classwork in the form of studio exercise/ design problem, Discussion, Self-Study, Seminars, case studies, heritage walk, photographic Documentation / measure drawing etc . |
| Projects | Hands on exercises and experiments, Expert workshops, workshops/ field visits, presentation, reports and workshop submissions. |
| Evaluation Method | <p>60% Internal assessment based on class attendance, continuous evaluation (participation, class discussions, quiz, assignment discussions, seminar, internal examination/ juries), midterm juries/ viva / portfolio submission, etc.</p> <p>40% External based on semester end University examination in the form of juries/viva/ portfolio submission.</p> |

Dr *fm* *Perc*

MID 1_SEM 2: ELECTIVE-II

| | |
|-------------------------------|---|
| Course Code | MID 2022 0004 |
| Course Title | ELECTIVE-II |
| Credit | 2 |
| Teaching per Week | 2 Hrs. |
| Minimum weeks per Semester | 16 (Including Classwork, examination, preparation, holidays etc.) |
| Effective From | 2023-24 |
| Purpose of Course | The purpose of the course is to provide the students' flexibility to Explore the subject of their choice under the guidance of subject experts. |
| Course Objective | Explore various subjects other than or related to the design field to expand horizon of knowledge. |
| Course Outcomes | CO1 : Explain to students the fundamental aspects of the subject. CO2 : to learn / explore/ understand Various methods and techniques, principles, theories and materials involved in a particular subject. CO3 : To make student industry ready by clearing concept of execution on site, Appropriate technology used for design and construction, Incorporation of services in the design |
| Mapping between COs with PSOs | |
| Pre-requisite | |
| Course Content | <p>These are broad subject lists defined under the main categories.</p> <ul style="list-style-type: none"> • Presentation skills • Photography • Digital Technology • Weaving & textile • Workshop • Art appreciation • Product design • Set design |

Dr

sem

Page

| | |
|----------------------|---|
| | <ul style="list-style-type: none"> • Wall relief work • Tensegrity forms • Dance and architecture • Film Appreciation • Appreciation of Indian classical music • Materiality • Learning by reading • Heritages conservation • Revitalization of arts and craft • Analytical Understand with sketching • Professional Ethics in interior design • Printmaking • Techniques of model making • Puppet making. • Kite making |
| Reference Books | Past students work portfolios/ case studies, live examples |
| Teaching Methodology | Classwork in the form of studio exercise/ design problem, Discussion, Self-Study, Seminars, case studies as and if subject requires. |
| Projects | Exercise related to the subject. |
| Evaluation Method | <p>60% Internal assessment based on class attendance, continuous evaluation (participation, class discussions, quiz, assignment discussions, seminar, internal examination/ juries), midterm juries/ viva / portfolio submission, etc.</p> <p>40% External based on semester end University examination in the form of juries/viva/ portfolio submission.</p> |

DR

AS

PS

MID 2_SEM 3: INTERIOR DESIGN STUDIO-III

| | |
|-------------------------------|---|
| Course Code | MID 3022 0001 |
| Course Title | INTERIOR DESIGN STUDIO-III |
| Credit | 14 |
| Teaching per Week | 14 |
| Minimum weeks per Semester | 16 (Including Classwork, examination, preparation, holidays etc.) |
| Effective From | <i>June - 2023 - 24</i> |
| Purpose of Course | The purpose of this course is to allow student to explore various concern related to interior design field. Student can select any one topic of ones choice among given list. Focus is more on research of the subject in depth in compare to produce design. |
| Course Objective | |
| Course Outcomes | <ul style="list-style-type: none"> • Identified their interest base topic and its exploration more in depth. • Establish the connection between Academic & practical approach throw different study & analysis • Develop management & other skill related to different filed to enhance the team work & employability. • Professional Exposure to different field & develop depth of knowledge for various practical aspects. |
| Mapping between COs with PSOs | |
| Pre-requisite | Understanding of space and design principles |
| Course Content | <ul style="list-style-type: none"> • Students will be connect with practical field like Furniture industries, Material Manufacture business, construction Management / multi tasking offices, Institutes etc and learn their research & identified their core value related to research, Analysis, design, manufacture process, Policy design & other aspects. The students are equipped professionally & technically aware about market working patterns. |

[Signature]

[Signature]

[Signature]

| | |
|-----------------|--|
| | <ul style="list-style-type: none">• Light design• Construction management• Material manufacturing process• Green Material & Environment impact (Sustainable approach)• Venue & Exhibition design• Graphic & Communication design• Design Journalism• Industrial design• Retail Interior• Textile Design & Manufacturing• Traditional Art & craft• Education system & policy making• Urban scale problem - research & analysis – Design base solution |
| Reference Books | |


10 *fen* *fix*

MID 2_SEM 3: ADVANCE INTERIOR SERVICES

| | |
|-------------------------------|---|
| Course Code | MID 30220002 |
| Course Title | ADVANCE INTERIOR SERVICES |
| Credit | 2 |
| Teaching per Week | 2 |
| Minimum weeks per Semester | 16 (Including Classwork, examination, preparation, holidays etc.) |
| Effective From | June - 2023 - 24 |
| Purpose of Course | |
| Course Objective | |
| Course Outcomes | Students will be able to enhance efficiency of the interior spaces through appropriate resolution of all services. |
| Mapping between COs with PSOs | |
| Pre-requisite | Understanding of space and design principles |
| Course Content | <ul style="list-style-type: none"> ● UNIT 1 Basic services- water supply drainage, hot and cold water supply services ● UNIT 2 Electrical services, conduiting, ● UNIT 3 Heating, Ventilation and Air conditioning Services ● UNIT 4 Fire safety, Alarm systems, and other mechanical services like elevator, escalator, walkways etc., Computer networking and Internet cabling services. ● UNIT 5 Handling of interdependencies and overlapping of services in design execution. |
| Reference Books | |

MS *SM* *Pa*

| | |
|----------------------|--|
| Teaching Methodology | Classwork in form of studio exercise/ design problem, Discussion, Self-Study, Seminars, case studies, Presentation. |
| Projects | <ul style="list-style-type: none"> • Real projects with actual parameters should be taken. • Scale of project: more than 4500 sqft <ol style="list-style-type: none"> 1. Health organizations : Public / Private /Specialized /General 2. Educational institutes: Kindergarten / Schools / Colleges of various kinds of courses like fashion design, jewellery design, |
| Evaluation Method | <p>60% Internal assessment based on class attendance, continuous evaluation (participation, class discussions, quiz, assignment discussions, seminar, internal examination/ juries), midterm juries.etc.</p> <p>40% External based on semester end University examination in the form of juries.</p> |



MID 2_SEM 3: RESEARCH METHODOLOGY

| | |
|-------------------------------|---|
| Course Code | MID 30220003 |
| Course Title | RESEARCH METHODOLOGY |
| Credit | 2 |
| Teaching per Week | 2 |
| Minimum weeks per Semester | 16 (Including Classwork, examination, preparation, holidays etc.) |
| Effective From | June - 2023-24 |
| Purpose of Course | |
| Course Objective | Research enables students to develop the skills and tools for solving a design problem with evidence in order to achieve creative excellence in the design of interior space from inception to the final solution. |
| Course Outcomes | Students would get equipped with the techniques to prepare and conduct research that adds to the body of knowledge in the profession through examination and consolidation of previous research findings. The course also prepares the students to apply in design and disseminate knowledge through publication, conferences, readings, and collaboration with various professionals in related fields. |
| Mapping between COs with PSOs | |
| Pre-requisite | Understanding of space and design principles, BASIC KNOWLEDGE OF RESEARCH AND VARIOUS TECHNIQUES. |
| Course Content | <ul style="list-style-type: none"> ● UNIT 01 Types of research; Research process and development; research applications; features of a Good research study. ● UNIT 02 Significance of research in interior design, role of environment behaviour and psychology in research of interiors, reliability of measurement, ethical issues, qualitative and quantitative research |

[Signature]

[Signature]

[Signature]

| | |
|----------------------|--|
| | <p>measures.</p> <ul style="list-style-type: none"> ● UNIT 03 Data collection methods – Survey, observation, case study, post-occupancy evaluation, behavioural mapping, tracking, documentation and interpretation, selection of respondents and sampling procedures, techniques of analysis. ● UNIT 04 Writing of research Proposal – contents of a research proposal; Nature and classification of research Design. ● UNIT 05 Use of software in analysis, presentation and interpretation methods and techniques. Emphasis on style and writing of research reports, publications and proposals. |
| Reference Books | <ol style="list-style-type: none"> 1. C.R Kothari (2004) Research Methods & Methodology, New Age Publishers, New Delhi 2. William.G. Zikmund (2002), Business Research, Thomson / South-Western, Australia 3. Gupta, S. P., and M. P. Gupta. Business statistics. Sultan Chand & Sons, 2010. 4. Sanoff, Henry. Visual research methods in design. John Wiley & Sons Incorporated, 1991. 5. Snyder, James C., ed. Architectural research. Vol. 6. Van Nostrand Reinhold Company, 1984. 6. McMillian, J; Research in education: A conceptual introduction , Harpers Collins College Publishers; NY; 1997 7. Laurel, Brenda. Design research: Methods and perspectives. MIT press, 2003. |
| Teaching Methodology | Classwork in the form of studio exercise/ design problems, Discussion, Self-Study, Seminars, case studies, Presentation. |
| Projects | PROJECTS/ SUBMISSION/ WORK/ CASE STUDY RELATED TO PROBLEM GIVEN |
| Evaluation Method | 60% Internal assessment based on class attendance, continuous evaluation (participation, class discussions, quiz, assignment discussions, seminar, internal examination/ juries), midterm juries.etc. 40% External based on semester end University examination in the form of juries. |

M *AM* *Pak*

MID 2_SEM 3: ELECTIVE-III

| | |
|-------------------------------|---|
| Course Code | MID 30220004 |
| Course Title | ELECTIVE-III |
| Credit | 2 |
| Teaching per Week | 2 Hrs. |
| Minimum weeks per Semester | 16 (Including Classwork, examination, preparation, holidays etc.) |
| Effective From | 2022-23 |
| Purpose of Course | The purpose of the course is to provide the students' flexibility to Explore the subject of their choice under the guidance of subject experts. |
| Course Objective | Explore various subjects other than or related to the design field to expand horizon of knowledge. |
| Course Outcomes | CO1 : Explain to students the fundamental aspects of the subject. CO2 : to learn / explore/ understand Various methods and techniques, principles, theories and materials involved in a particular subject. CO3 : To make student industry ready by clearing concept of execution on site, Appropriate technology used for design and construction, Incorporation of services in the design |
| Mapping between COs with PSOs | |
| Pre-requisite | |
| Course Content | <p>These are broad subject lists defined under the main categories.</p> <ul style="list-style-type: none"> ● FURNITURE DESIGN ● ADVANCE OF INTERIOR LANDSCAPE <p>➤ FURNITURE DESIGN</p> <ul style="list-style-type: none"> ● Course Intent: To learn the techniques of craftsmanship and sensitize the visual perception of furniture as a single form and design by considering the user-activity, structural concepts of furniture, materials and |

MD

AM *Joe*

their essential attributes.

- **Course Contents:** Understanding furniture categories: Exploration of the idea of furniture, role of furniture in interior design, Design approaches in furniture design. Styles of furniture: traditional, contemporary and modern design. Furniture for different purpose
- **Seating Design:** Different types of seating with a focus on the following – Functionality, Aesthetics, Style, Human factors and ergonomics.
- **Modular approach** to furniture design: Soft furnishings. Meaning, Importance – relationship of furnishings with space, selection and use of furnishings. Visiting different manufacturers to understand material and its processes.
- **Design Problem:** Exercise oriented for designing a furniture by creative explorations, observation and constraints along with measured drawing – plan, elevation and drawings on full scale supported by prototype making.
- **Course Outcome:** Students will relate various design fundamentals and ergonomics with existing day to day furniture, Understand the evolution of furniture design through the developments in history, Learn the material and processes involved in furniture design and its making. They will be able to analyze the relationship between user and space in terms of Furniture Design in different spatial typologies and apply design thinking and process to create new and innovative furniture.

➤ **ADVANCE OF INTERIOR LANDSCAPE**

- **Course Intent:** To introduce and design landscape in the interior spaces by understanding the spatial relationships and applying the knowledge of elements and materials of landscape design effectively for enhancing human health, aesthetics, visual comfort etc.
- **Course Contents:** Introduction to landscape architecture. Significance of landscape design in the Built environment. Types of natural elements – stones, rocks, pebbles, water forms, plants and vegetation. Elements of interior landscape. Elements of interior landscape – Natural elements – stones, rocks, pebbles, water forms, plants. Vegetation etc. types of indoor plants, their characteristics - size, biology, soil, moisture, light, nutrient, atmospheric conditions, growing medium, pests & diseases. Flowers, its

MD *SM* *Lee*

| | |
|----------------------|---|
| | <p>colors, texture and visual perception in various indoor spaces and science of its arrangements etc.</p> <ul style="list-style-type: none"> ● Botanical nomenclature, anatomy and physiology of plant growth. Indoor plants in the Indian context. Market survey and costs. Market survey & costs. ● Manual versions, automatic irrigation, costing and installation of micro irrigation systems. ● Physical attributes of plants and relation to design. Appearance, functional and visual effects of plants in landscape design in the Interior built environments. Design concepts related to use of sculpture, lightings, garden furniture, architectural features and grouping them into meaningful compositions for visual and functional effects. Landscaping design parameters for various types of built forms- indoor and outdoor linkage to spaces. ● Interior landscape application for residential, commercial and other public use spaces. |
| Reference Books | <p>Past students work portfolios/ case studies, live examples</p> <ul style="list-style-type: none"> ● Indian anthropometric dimensions for ergonomic design practice(1997), by Debkumar Chakrabarti ● Joseph Aronson, (1961) The Encyclopedia of Furniture: Third Edition. ● Bradley Quinn, (2006) Mid-Century Modern: Interiors, Furniture, Design Details, Conran Octopus Interiors. ● Edward Lucie-Smith (1985) Furniture: A Concise History (World of Art), Thames and Hudson. ● Jim Postell, (2007) Furniture Design, Wiley publishers. ● John.F. Pile (2005) Interior Design, 2nd edition, illustrated, H.N.Abrams. ● Robbie. G. Blakemore, (2005) History of Interior Design and Furniture: From Ancient Egypt to Nineteenth-Century Europe, Wiley publishers ● Laurie, Michael, An Introduction to Landscape. 2nd edition, Prentice Hall, New Jersey, 1986. ● Trivedi. P.Prathiba. Beautiful Shrubs. Indian council of Agricultural Research. New Delhi, 1990. ● Hacheat, Blan. Plant Design. ● Gerald Robert Vizenor , A Guide to Interior Landscapes, Univ of Minnesota Press, ● Nelson Hammer and Mel Green, Interior Landscape Design, Mc Graw Hill, 1991. |
| Teaching Methodology | Classwork in the form of studio exercise/ design problem, Discussion, Self-Study, Seminars, case studies as and if subject requires. |
| Projects | Exercise related to the subject. |

for by for

| | |
|-------------------|--|
| Evaluation Method | 60% Internal assessment based on class attendance, continuous evaluation (participation, class discussions, quiz, assignment discussions, seminar, internal examination/ juries), midterm juries/ viva / portfolio submission, etc. 40% External based on semester end University examination in the form of juries/viva/ portfolio submission. |
|-------------------|--|

MD *SM* *perc*

MID 2 SEM 4: THESIS

| | |
|-------------------------------|---|
| Course Code | MID 4022 0001 |
| Course Title | THESIS |
| Credit | 16 |
| Teaching per Week | 16 |
| Minimum weeks per Semester | 16 (Including Classwork, examination, preparation, holidays etc.) |
| Effective From | 2023-24 |
| Purpose of Course | Intent of the thesis process is to harness their research abilities on identifiable domains and demonstrate as an application for a design project. |
| Course Objective | |
| Course Outcomes | The thesis shall encompass the learning and understanding of the two years of the course with respect to all aspects of Interior Design. |
| Mapping between COs with PSOs | |
| Pre-requisite | |
| Course Content | <ul style="list-style-type: none"> To develop design abilities for demonstration of research and base work studies done in Thesis Enquiry - Dissertation for the identified domain. These abilities are to be demonstrated in an Interior Design project. The process for Thesis Project will include subject description, identification of domain, fundamentals of design domain, identification of project, its scale and complexity, identification of scope of work, user activity analysis, identification of parameters of Thesis and prioritization, formulation of focus. Design Development will have contents such as – Concept and Theme Development: Enclosures and envelopes to formulate the volumes, response to functional spaces; Functionality: Spatial Organization and Planning; |

[Signature]

[Signature]




[Signature]

| | |
|----------------------|---|
| | <p>Derivation of quantitative aspect of spaces based on Psychology, Behavior, User-Activity Analysis, furniture / equipment, Anthropometry, Ergonomics, Layout, Circulation, etc.; qualitative aspects based on ambience.</p> <ul style="list-style-type: none"> • Technical decisions- Constructional details and Material specification- Exploration and selection responding to functionality and aesthetics; Decisions for aesthetics: Color, textures, patterns, surface finishes, ornamentation, furnishings, accessories, interior Landscaping, etc. with reference to visual comfort and ambience in the interiors. Services - Mechanical and Environmental System: HVAC, electrical, firefighting, sanitary and plumbing, security, telecommunications, lifts, escalators, lighting and acoustical systems etc. responding to functionality and aesthetics. • The process for Thesis Project will include – Description, Case Study, Site Study- Analysis and Inferences, Development of specific Design Guidelines, Design Program and Area Requirements, Conceptual Development, Design Development, Final Design, Presentation. |
| Reference Books | <ul style="list-style-type: none"> • John F. Pile, Abrams, Interior Design. • Brenda Laurel (Editor), Peter Lunenfeld, Design Research: Methods and Perspectives. • Zeisel John, Inquiry by Design. • Iain Borden, Katerina Ruedi, Dissertation - An Architectural Student's Handbook. 9 |
| Teaching Methodology | Classwork in the form of studio exercise/ design problems, Discussion, Self-Study, Seminars, case studies, Presentation. |
| Projects | PROJECTS/ SUBMISSION/ WORK/ CASE STUDY RELATED TO PROBLEM GIVEN |
| Evaluation Method | <p>60% Internal assessment based on class attendance, continuous evaluation (participation, class discussions, quiz, assignment discussions, seminar, internal examination/ juries), midterm juries.etc.</p> <p>40% External based on semester end University examination in the form of juries.</p> |

Q *AM* *Per*

MID SEM 4: PROFESSIONAL PRACTISE

| | |
|-------------------------------|--|
| Course Code | MID 4022 0002 |
| Course Title | PROFESSIONAL PRACTISE |
| Credit | 2 |
| Teaching per Week | 2 |
| Minimum weeks per Semester | 16 (Including Classwork, examination, preparation, holidays etc.) |
| Effective From | 2023-24 |
| Purpose of Course | The course intends to enhance the learning of various professions and create an opportunity for a collaborative approach to develop and design different types of interior environments. |
| Course Objective | The course helps students to understand their own professional identity while gaining an understanding of other professional's roles on the design of Interior spaces and environments. |
| Course Outcomes | The thesis shall encompass the learning and understanding of the two years of the course with respect to all aspects of Interior Design. |
| Mapping between COs with PSOs | |
| Pre-requisite | |
| Course Content | <ul style="list-style-type: none"> • Students have to select a domain in collaboration with any one of the related Institutes of Manipal Academy of Higher Education such as technical, health care, hospitality, humanities, management, communications, etc. subject to availability and prior approval of the Institute. • The students have to explore along with the faculty to create a coherent study plan for the same. It facilitates interaction, exchange and co-reflection as the perceptions, values, roles, responsibilities, expertise and experiences of different professionals are compared. • The selected domain may be studied by the students under the guidance of the faculty by getting involved in field works, market study, readings, discussions, demonstrations and lectures. |

| | |
|----------------------|---|
| | <ul style="list-style-type: none"> During the course, the students are intended to critically study the aspects involved from different perspectives of the chosen inter-disciplines and work with shared objectives towards a common goal. |
| Reference Books | PRACTICAL GUIDE |
| Teaching Methodology | Classwork in the form of studio exercise/ design problems, Discussion, Self-Study, Seminars, case studies, Presentation. |
| Projects | PROJECTS/ SUBMISSION/ WORK/ CASE STUDY RELATED TO PROBLEM GIVEN |
| Evaluation Method | 60% Internal assessment based on class attendance, continuous evaluation (participation, class discussions, quiz, assignment discussions, seminar, internal examination/ juries), midterm juries.etc. 40% External based on semester end University examination in the form of juries. |

M

Am

Pa

MID SEM 4: SKILL BASED PROGRAM

| | |
|-------------------------------|---|
| Course Code | MID 4022 0003 |
| Course Title | SKILL BASED PROGRAM |
| Credit | 2 |
| Teaching per Week | 2 |
| Minimum weeks per Semester | 16 (Including Classwork, examination, preparation, holidays etc.) |
| Effective From | 2023-24 |
| Purpose of Course | |
| Course Objective | The course intends to give exposure to real life scenarios in design industry, helping student to get trained under skill artisan / industrial institute/ crafts men/ etc. |
| Course Outcomes | The outcome expected is to develop competencies to address real-time large-scale interior projects through hands-on training. Set of prototypes/ reports/ are expected to |
| Mapping between COs with PSOs | |
| Pre-requisite | |
| Course Content | <ul style="list-style-type: none"> • The student will undergo practical training for minimum of 30 working days that provides practical experience of the general workplace in an Interior Design firm/Interior accessory manufacturing companies/Research lab/ craft industry. • Students can opt for practical training during the summer break before the completion of the course. The student will undertake an independent critical study and a report of the same shall be submitted with guided requirements suggested by faculties as and if needed. • The student will have to prepare a report on the practical training including the office protocol, site visits, factory visits, client meetings, project reports, workshops etc. |
| Reference Books | |

[Signature]

[Signature]

[Signature]

| | |
|----------------------|---|
| Teaching Methodology | Classwork in the form of studio exercise/ design problems, Discussion, Self-Study, Seminars, case studies, Presentation. |
| Projects | PROJECTS/ SUBMISSION/ WORK/ CASE STUDY RELATED TO PROBLEM GIVEN |
| Evaluation Method | 60% Internal assessment based on class attendance, continuous evaluation (participation, class discussions, quiz, assignment discussions, seminar, internal examination/ juries), midterm juries.etc. 40% External based on semester end University examination in the form of juries. |

102

Am

Rec.

MID SEM 4: ELECTIVE-IV

| Course Code | MID 40220004 | | | | | | | | | | | | | | | | | | | | | | | | | | | | | | | | |
|-------------------------------|--|------|------|------|------|------|------|------|------|-----|--|--|--|--|--|--|--|-----|--|--|--|--|--|--|--|-----|--|--|--|--|--|--|--|
| Course Title | ELECTIVE-IV | | | | | | | | | | | | | | | | | | | | | | | | | | | | | | | | |
| Credit | 2 | | | | | | | | | | | | | | | | | | | | | | | | | | | | | | | | |
| Teaching per Week | 2 Hrs. | | | | | | | | | | | | | | | | | | | | | | | | | | | | | | | | |
| Minimum weeks per Semester | 16 (Including Classwork, examination, preparation, holidays etc.) | | | | | | | | | | | | | | | | | | | | | | | | | | | | | | | | |
| Effective From | 2023 <i>only</i> | | | | | | | | | | | | | | | | | | | | | | | | | | | | | | | | |
| Purpose of Course | The purpose of the course is to provide the students' flexibility to Explore the subject of their choice under the guidance of subject experts. | | | | | | | | | | | | | | | | | | | | | | | | | | | | | | | | |
| Course Objective | Explore various subjects other than or related to the design field to expand horizon of knowledge. | | | | | | | | | | | | | | | | | | | | | | | | | | | | | | | | |
| Course Outcomes | CO1 : Explain to students the fundamental aspects of the subject. CO2 : to learn / explore/ understand Various methods and techniques, principles, theories and materials involved in a particular subject. CO3 : To make student industry ready by clearing concept of execution on site, Appropriate technology used for design and construction, Incorporation of services in the design | | | | | | | | | | | | | | | | | | | | | | | | | | | | | | | | |
| Mapping between COs with PSOs | <table border="1"> <thead> <tr> <th></th> <th>PSO1</th> <th>PSO2</th> <th>PSO3</th> <th>PSO4</th> <th>PSO5</th> <th>PSO6</th> <th>PSO7</th> </tr> </thead> <tbody> <tr> <td>CO1</td> <td></td> <td></td> <td></td> <td></td> <td></td> <td></td> <td></td> </tr> <tr> <td>CO2</td> <td></td> <td></td> <td></td> <td></td> <td></td> <td></td> <td></td> </tr> <tr> <td>CO3</td> <td></td> <td></td> <td></td> <td></td> <td></td> <td></td> <td></td> </tr> </tbody> </table> | | PSO1 | PSO2 | PSO3 | PSO4 | PSO5 | PSO6 | PSO7 | CO1 | | | | | | | | CO2 | | | | | | | | CO3 | | | | | | | |
| | PSO1 | PSO2 | PSO3 | PSO4 | PSO5 | PSO6 | PSO7 | | | | | | | | | | | | | | | | | | | | | | | | | | |
| CO1 | | | | | | | | | | | | | | | | | | | | | | | | | | | | | | | | | |
| CO2 | | | | | | | | | | | | | | | | | | | | | | | | | | | | | | | | | |
| CO3 | | | | | | | | | | | | | | | | | | | | | | | | | | | | | | | | | |
| Pre-requisite | | | | | | | | | | | | | | | | | | | | | | | | | | | | | | | | | |
| Course Content | <p>These are broad subject lists defined under the main categories.</p> <ul style="list-style-type: none"> ● PRODUCT DESIGN ● UI DESIGN ● DESIGN THINKING ● ESTIMATION & COSTING | | | | | | | | | | | | | | | | | | | | | | | | | | | | | | | | |

12

Shy

Pen

| | |
|----------------------|--|
| | <ul style="list-style-type: none"> ● DIGITAL DESIGN |
| Reference Books | <p>Students work portfolios/ case studies, live examples</p> <ul style="list-style-type: none"> ● Indian anthropometric dimensions for ergonomic design practice(1997), by Debkumar Chakrabarti ● Joseph Aronson, (1961) The Encyclopedia of Furniture: Third Edition. ● Bradley Quinn, (2006) Mid-Century Modern: Interiors, Furniture, Design Details, Conran Octopus Interiors. ● Edward Lucie-Smith (1985) Furniture: A Concise History (World of Art), Thames and Hudson. ● Jim Postell, (2007) Furniture Design, Wiley publishers. ● John.F. Pile (2005) Interior Design, 2nd edition, illustrated, H.N.Abrams. ● Robbie. G. Blakemore, (2005) History of Interior Design and Furniture: From Ancient Egypt to Nineteenth-Century Europe, Wiley publishers ● Laurie, Michael, An Introduction to Landscape. 2nd edition, Prentice Hall, New Jersey, 1986. ● Trivedi. P.Prathiba. Beautiful Shrubs. Indian council of Agricultural Research. New Delhi, 1990. ● Hacheat, Blan. Plant Design. ● Gerald Robert Vizenor , A Guide to Interior Landscapes, Univ of Minnesota Press, ● Nelson Hammer and Mel Green, Interior Landscape Design, Mc Graw Hill, 1991. |
| Teaching Methodology | Classwork in the form of studio exercise/ design problem, Discussion, Self-Study, Seminars, case studies as and if subject requires. |
| Projects | Exercise related to the subject. |
| Evaluation Method | <p>60% Internal assessment based on class attendance, continuous evaluation (participation, class discussions, quiz, assignment discussions, seminar, internal examination/ juries), midterm juries/ viva / portfolio submission, etc.</p> <p>40% External based on semester end University examination in the form of juries/viva/ portfolio submission.</p> |

Handwritten signatures and initials in blue ink.